

INSTRUCTIONS FOR USE

Specimen Transport Medium

【Product Name】 Specimen Transport Medium

【Product Model】

HPV-2mL, HPV-3mL, HPV-5mL, HPV-8mL, HPV-10mL, HPV-12mL, HPV-15mL, HPV-20mL, TCT-2mL, TCT-3mL, TCT-5mL, TCT-8mL, TCT-10mL, TCT-12mL, TCT-15mL, TCT-20mL

【Product structure】

Specimen Transport Medium (STM) is composed of preservative solution and transport tube. The STM is divided into HPV and TCT types according to different detection methods of samples, and divided into 2mL, 3mL, 5mL, 8mL, 10mL, 12mL, 15mL and 20mL specifications according to the amount of the preservative solution.

【Intended Use】

Used for the transportation and preservation of cells and tissues taken from human body. Only for in vitro diagnosis.

【Contraindication】

No

【Warning and Precautions】

1. Please read the instruction manual carefully, pay attention to the expiry date of the product before use. Do not use it after the deadline.
2. Please check the package and the product carefully before use.

If either of them is damaged, it is strictly forbidden to use.

3. This product is for one-time use only. It is forbidden to reuse.

4. This reagent is used for in vitro diagnosis, not for internal or external use in humans or animals.

5. Do not use if there is precipitation or flocculent in the transport medium.

6. Tighten the cover after placing the specimen to avoid leakage.

7. The disposal of wastes shall be carried out in accordance with national environmental protection laws and regulations.

【Steps to use】

1. The medical staff uses the sampling medical device and collect the required samples according to the instructions of the sampling medical device.

2. Unscrew the transport tube cover and put the sampling head into the transport tube.

3. Break off at the breaking point of the sampling medical device and leave the sampling head in the transport tube.

4. Rotate the tube cover and send to the laboratory after sampling.



















【Storage and transportation】

1. The product should be stored in a room with a temperature of $2^{\circ}\text{C}\sim 30^{\circ}\text{C}$, relative humidity of not more than 80%, good ventilation, no corrosive gas.

2. The product should be protected from heavy pressure, strong vibration, direct sunlight, high temperature, moisture, rain and corrosive gases or liquids during transportation.

【Shelf Life】 2 years

【Definitions of Signs】

Symbol	Meaning	Symbol	Meaning
	In vitro diagnostic medical device		" CE " Marking
	Consult instructions for use		Storage temperature limit
	Manufacturer		Use by date
	Date of manufacture		Do not reuse
	Batch code		European authorized representative
	Caution		Do not use if package is damaged
	Non-sterile		Fragile, handle with care
	Upward		Keep dry
	Keep away from sunlight		Unique Device Identification



Name: Jiangsu HanHeng Medical Technology Co., Ltd.

Add: #118 Xinyuan 3rd Road, Xinbei District, Changzhou, 213031 Jiangsu P.R. China



Name: SUNGO Europe B.V.

Add: Fascinatio Boulevard 522, Unit 1.7, 2909VA Capelle aan den IJssel, The Netherlands

【Version】 2023.05.25

A/0