

INSTRUCTIONS FOR USE

Disposable sampling swab

【Product Name】 Disposable sampling swab

【Product Model】

A-01;A-01-30;A-01-50;A-01-65;A-01-70;A-01-75;A-01-80;A-01-91;A-010;A-010-75;A-011;A-012;A-013;A-014;A-015;A-016;A-017;A-018;A-019;A-0110;A-0111;A-0112;A-0113;A-0114;A-0115;A-0116;A-0117;A-0118;A-0119;A-0120;A-0121;A-02;A-03;A-04;A-04-50;A-04-65;A-04-70;A-04-75;A-04-80;A-04-85;A-04-91;A-04-95;A-04-100;A-040-12;A-041;A-042;A-05;A-06;A-07;A-08;A-09;A-10;A-11;A-12;A-13;B;C;C-01;C-010;C-02;C-03;C-030;C-031;C-032;C-04;C-040;C-041;C-042;C-05;C-050;C-051;C-052;D;D-01;D-02;D-03;E;E-01;E-02;E-03;E-000;E-010;E-020;E-030;F;F-01;F-02;F-03;F-000;F-010;F-020;F-030;G-01;G-010;G-011;G-012;G-013;G-014;G-014-30;G-014-40;G-014-50;G-014-60;G-014-70;G-014-80;G-015;G-016;G-016-30;G-016-40;G-016-50;G-016-60;G-016-70;G-016-80;G-017;G-018;G-019;G-0110;G-0111;G-0112;G-0113;G-0114;G-0115;G-0116;G-0117;G-0118;G-0119;G-0120;G-0121;G-0122;G-0123;G-0124;G-0125;G-0126;G-0127;G-0128;G-0129;G-0130;G-0131;G-0132;G-0133;G-0134;G-0135;G-0136;G-0137;G-0138;G-02;G-020;G-021;G-022;G-03;G-030;G-031;G-032;G-04;G-040;G-041;G-042;G-05;G-050;G-051;G-052;G-06;G-060;G-061;G-062;G-063;G-064;G-065;G-066;G-067;G-068;G-069;G-0610;G-0611;G-0612;G-0613;G-0614;G-0615;G-0616;G-0617;G-0618;G-07;G-070;G-071;G-072;G-08;G-080;G-081;G-082;G-09;G-090;G-091;G-092

【Product structure】

The Type A series sampling swab consists of a sampling head and a sampling handle. The sampling head is a fluffy head made

of PA66 (polyamide 66) material. The sampling handle material is made of ABS (Acrylonitrile Butadiene Styrene) or PP (Polypropylene) material. Type B and Type C series sampling swab consists of a sampling swab, sheath, and protective cap; the sheath and cap are made of PP material. The type D, E, F series sampling swab consists of a sampling head and a sampling handle. The sampling head of type D is made of Polyester, the sampling head of type E is made of Rayon, the sampling head of type F is made of Absorbent cotton. The sampling handle of type D, E, F is made of PS(Polystyrene) or PP or wood or ABS. The type G series sampling swab consists of a sampling head and a sampling handle. The sampling head of type G series is made of PU (polyurethane) sponge or non-woven. The sampling handle of type G series is made of PS or PP or HIPS or ABS.

【Intended Use】

It is mainly used for clinical cell sampling and smear.

【Contraindication】

No

【Steps to use】

1. Open the package, gently insert the sample swab into the sampling site while holding the handle.
2. Gently rotate the sampling swab 3~5 turns and slowly remove it.
3. The extracted sample is placed in the sample collection tube, and then sealed to complete the sampling. The type B, C series can be directly covered with a sheath after sampling.

【Precaution】

1. Please check the pouch package and the product carefully before use. If either of them is damaged, it is strictly forbidden to use.

2. Please read the instruction manual carefully, pay attention to the expiry date of the product before use. Do not use it after the deadline.













3. The operator must undergo special training and be skilled in the operation of the product, and the patient must follow the doctor's advice.









4. It is not advisable to use too much force when inserting into the human body to take a sample, so as to avoid breaking and puncturing the skin or causing other hazards to the patient.

5. This product is disposable. It should be strictly in accordance with the aseptic operation specifications. Please destroy it immediately after use. It is forbidden to reuse.

6. Waste disposal of disposable sampling swab should be in accordance with the sanitary management regulations of the medical.

【Definitions of Signs】

	Sterilized using ethylene oxide		Do not re-use
	Do not use if package is damaged		Do not re-sterilize
	Caution		Fragile, handle with care
	Upward		Keep dry
	Batch code		Use-by date
	Manufacturer		Authorized representative in the European Community

	Date of manufacture		Consult instructions for use
	Temperature limit		Keep away from sunlight
	Stacking limit by number		Medical device
	" CE " Marking		Unique Device Identification

【Storage and transportation】

1. The product should be stored in a room with a temperature of $-10^{\circ}\text{C} \sim 40^{\circ}\text{C}$, relative humidity of not more than 80%, good ventilation, no corrosive gas.
2. The product should be protected from heavy pressure, strong vibration, direct sunlight, high temperature, moisture, rain and corrosive gases or liquids during transportation.

【Sterilization】 EO sterilization

【Shelf Life】 5 years after sterilization



Name: Jiangsu HanHeng Medical Technology Co., Ltd.

Add: #118 Xinyuan 3rd Road, Xinbei District, Changzhou, 213031 Jiangsu P.R. China

Tel: 0086-519-85559288

Web: www.hanhengmed.com



Name: Luxus Lebenswelt GmbH

Add: Kochstr. 1, 47877, Willich, Germany

Contact Person: Liu Sun

Tel/Fax: 0049-1715605732

E-mail: Info.m@luxuslw.de

【Version】 2025.02.14

B/0

